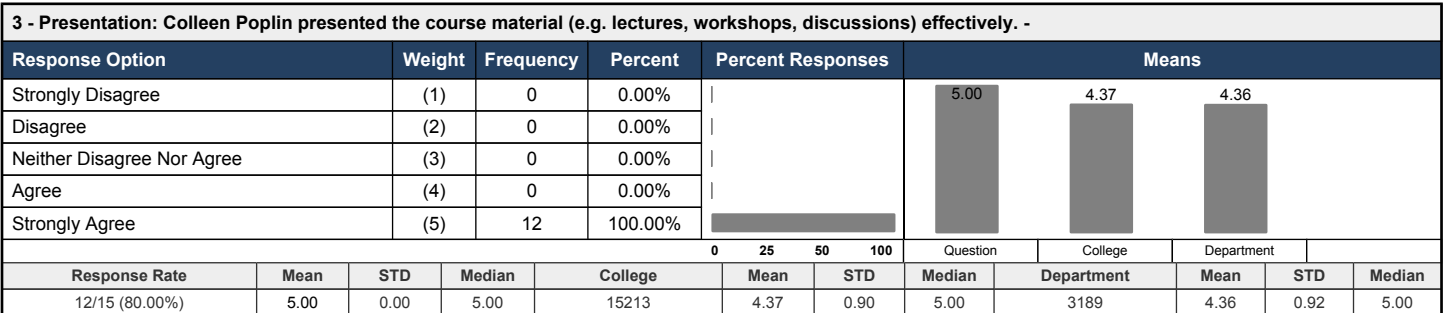
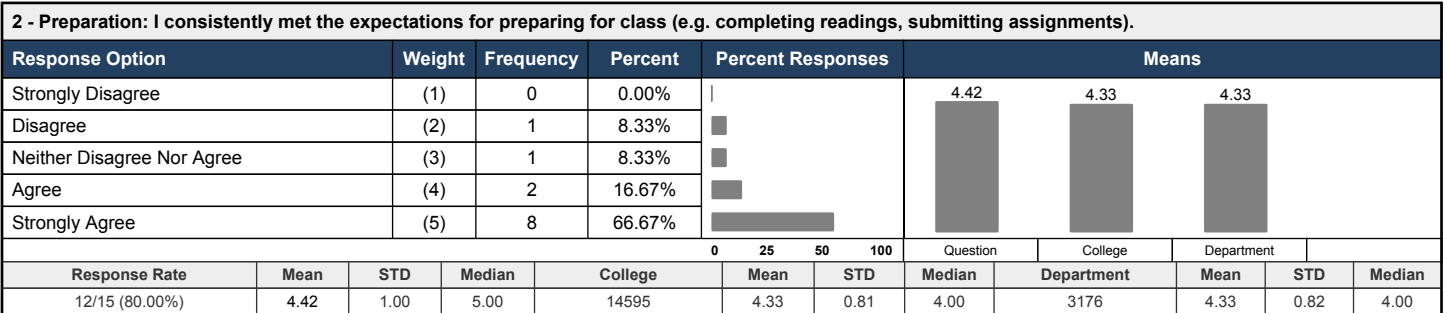
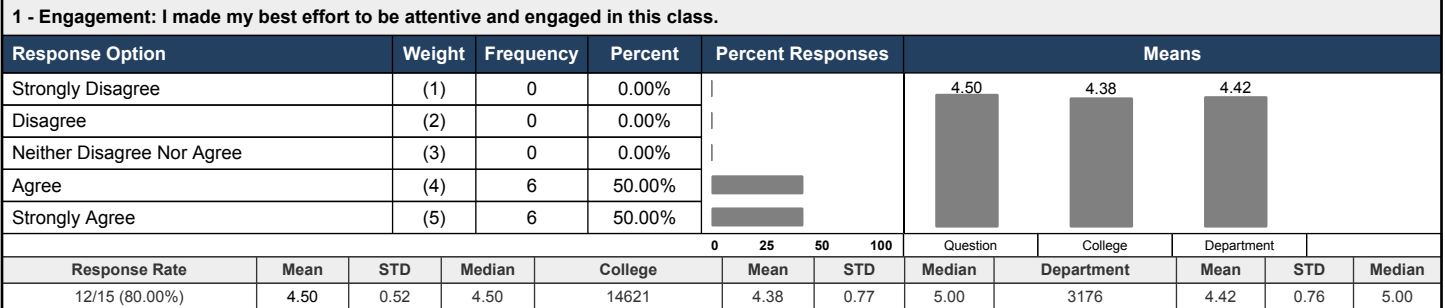
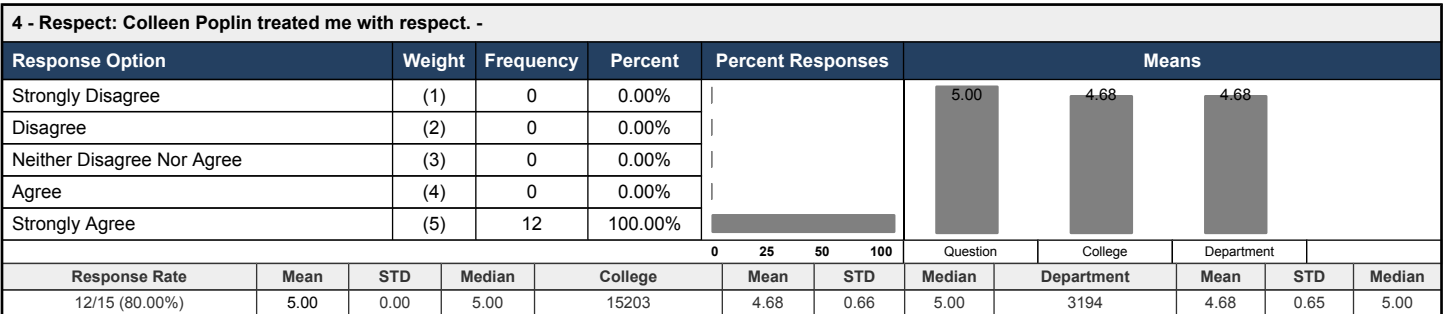


Course: VM-402-03: Sem: Race & Gender- Hollywood
Instructor: Colleen Poplin *
Response Rate: 12/15 (80.00 %)



- one of the most educated professors, presented the information in an easy way to understand and was never afraid to ask for clarification
- Fast-moving class and I loved Colleen's energy!



- most kind and understanding professor I have ever had, understood that students are people instead of machines and so grateful for that

Emerson College
Fall 2019 - Boston

Course: VM-402-03: Sem: Race & Gender- Hollywood
Instructor: Colleen Poplin *
Response Rate: 12/15 (80.00 %)

5 - Feedback: Colleen Poplin's feedback on assignments, exams, and other work was useful. -

Response Option	Weight	Frequency	Percent	Percent Responses	Means							
Strongly Disagree	(1)	0	0.00%		4.75	4.38	4.38	5.00	3192	4.38	0.91	5.00
Disagree	(2)	0	0.00%									
Neither Disagree Nor Agree	(3)	0	0.00%									
Agree	(4)	3	25.00%									
Strongly Agree	(5)	9	75.00%									
					Question	College	Department					
Response Rate	Mean	STD	Median	College	Mean	STD	Median	Department	Mean	STD	Median	
12/15 (80.00%)	4.75	0.45	5.00	15200	4.38	0.89	5.00	3192	4.38	0.91	5.00	

• commented on every assignment and made me feel like she actually cared what I was writing and helped me improve, no other teacher has ever written feedback consistently

6 - Evaluation: Colleen Poplin followed his or her criteria for evaluation. -

Response Option	Weight	Frequency	Percent	Percent Responses	Means							
Strongly Disagree	(1)	0	0.00%		5.00	4.50	4.50	5.00	3193	4.50	0.75	5.00
Disagree	(2)	0	0.00%									
Neither Disagree Nor Agree	(3)	0	0.00%									
Agree	(4)	0	0.00%									
Strongly Agree	(5)	12	100.00%									
					Question	College	Department					
Response Rate	Mean	STD	Median	College	Mean	STD	Median	Department	Mean	STD	Median	
12/15 (80.00%)	5.00	0.00	5.00	15192	4.50	0.75	5.00	3193	4.50	0.75	5.00	

7 - Knowledge: Colleen Poplin was knowledgeable about the subject matter. -

Response Option	Weight	Frequency	Percent	Percent Responses	Means							
Strongly Disagree	(1)	0	0.00%		5.00	4.71	4.70	5.00	3192	4.70	0.65	5.00
Disagree	(2)	0	0.00%									
Neither Disagree Nor Agree	(3)	0	0.00%									
Agree	(4)	0	0.00%									
Strongly Agree	(5)	12	100.00%									
					Question	College	Department					
Response Rate	Mean	STD	Median	College	Mean	STD	Median	Department	Mean	STD	Median	
12/15 (80.00%)	5.00	0.00	5.00	15199	4.71	0.60	5.00	3192	4.70	0.65	5.00	

8 - Learning Goals: This course met its stated learning goals.

Response Option	Weight	Frequency	Percent	Percent Responses	Means							
Strongly Disagree	(1)	0	0.00%		4.83	4.42	4.42	5.00	3170	4.42	0.82	5.00
Disagree	(2)	0	0.00%									
Neither Disagree Nor Agree	(3)	0	0.00%									
Agree	(4)	2	16.67%									
Strongly Agree	(5)	10	83.33%									
					Question	College	Department					
Response Rate	Mean	STD	Median	College	Mean	STD	Median	Department	Mean	STD	Median	
12/15 (80.00%)	4.83	0.39	5.00	14567	4.42	0.81	5.00	3170	4.42	0.82	5.00	

Course: VM-402-03: Sem: Race & Gender- Hollywood
Instructor: Colleen Poplin *
Response Rate: 12/15 (80.00 %)

9 - Assignments/Activities: The course assignments/activities reinforced concepts or skills.

Response Option	Weight	Frequency	Percent	Percent Responses	Means						
Strongly Disagree	(1)	0	0.00%		4.83	4.41	4.41	Question	College	Department	
Disagree	(2)	0	0.00%								
Neither Disagree Nor Agree	(3)	0	0.00%								
Agree	(4)	2	16.67%								
Strongly Agree	(5)	10	83.33%								
Response Rate	Mean	STD	Median	College	Mean	STD	Median	Department	Mean	STD	Median
12/15 (80.00%)	4.83	0.39	5.00	14570	4.41	0.84	5.00	3170	4.41	0.85	5.00

10 - Course Structure: This course was well organized.

Response Option	Weight	Frequency	Percent	Percent Responses	Means						
Strongly Disagree	(1)	0	0.00%		4.92	4.26	4.26	Question	College	Department	
Disagree	(2)	0	0.00%								
Neither Disagree Nor Agree	(3)	0	0.00%								
Agree	(4)	1	8.33%								
Strongly Agree	(5)	11	91.67%								
Response Rate	Mean	STD	Median	College	Mean	STD	Median	Department	Mean	STD	Median
12/15 (80.00%)	4.92	0.29	5.00	14556	4.26	0.97	5.00	3166	4.26	0.98	5.00

11 - Challenge: This course was academically and/or creatively challenging.

Response Option	Weight	Frequency	Percent	Percent Responses	Means						
Strongly Disagree	(1)	0	0.00%		4.67	4.30	4.36	Question	College	Department	
Disagree	(2)	0	0.00%								
Neither Disagree Nor Agree	(3)	1	8.33%								
Agree	(4)	2	16.67%								
Strongly Agree	(5)	9	75.00%								
Response Rate	Mean	STD	Median	College	Mean	STD	Median	Department	Mean	STD	Median
12/15 (80.00%)	4.67	0.65	5.00	14557	4.30	0.93	5.00	3169	4.36	0.91	5.00

12 - Inclusive: This course had an inclusive learning environment.

Response Option	Weight	Frequency	Percent	Percent Responses	Means						
Strongly Disagree	(1)	0	0.00%		5.00	4.52	4.49	Question	College	Department	
Disagree	(2)	0	0.00%								
Neither Disagree Nor Agree	(3)	0	0.00%								
Agree	(4)	0	0.00%								
Strongly Agree	(5)	11	100.00%								
Response Rate	Mean	STD	Median	College	Mean	STD	Median	Department	Mean	STD	Median
11/15 (73.33%)	5.00	0.00	5.00	14534	4.52	0.77	5.00	3155	4.49	0.78	5.00

• VERY

Course: VM-402-03: Sem: Race & Gender- Hollywood
Instructor: Colleen Poplin *
Response Rate: 12/15 (80.00 %)

13 - What aspects of this course did you find most beneficial?

Response Rate	7/15 (46.67%)
---------------	---------------

- The whole course was super beneficial and one of the best courses I've taken at Emerson
- The powerpoint presentations (especially the alarming statistics) were super helpful and insightful to help these concepts really sink in.
- Honestly class discussions and Colleen's lecturers really blended seamlessly and I always felt engaged in the class.
- Colleen was amazing. She knows her material well and makes everyone comfortable with talking about uncomfortable topics.
- the teaching method was easy to understand and just having colleen being approachable. also the real life parallels we learned that were easy to relate with
- I really enjoyed the lectures.
- The way Colleen had laid out the structure of the class made sense and was a perfect balance of lecture and discussion.

14 - What suggestions do you have for improving the course?

Response Rate	5/15 (33.33%)
---------------	---------------

- I don't really have any suggestions for improving the course because it was really well done and well organized
- I think that more group work would be very helpful because it was very beneficial to hear others opinions in smaller settings.
- Nothing. She's amazing and doesn't need to change anything.
- absolutely nothing except I wish I could take the class again
- I think going deeper in class discussions. Sometimes the conversations would feel too base-level.

15 - What could you have done to improve your learning experience in this course?

Response Rate	6/15 (40%)
---------------	------------

- I could have done more of the weekly nuggets and participated more in class discussion
- I think speaking to others maybe outside of class could have been interesting because it would give me a chance to hear other people's thoughts and question and get a wide variety of perspectives.
- Additional time allocated for homework/ assigned readings
- I could have spent a little more time in my research paper, but I think it went well and prepared for it better.
- engaged more
- I could've read the readings more closely/took more time on the responses and thought more deeply about them.